


شرح كيفية تحميل تطبيق

Pycharm





بعد ان تظهر لك الصفحة الرئيسية
قوم بالنقر على زر Download اعلى

الشاشة

PyCharm
JetBrains IDEs

Developer Tools Team Tools Education Solutions Support Store

Data Science Web Development EAP What's New Features Learn Pricing Download

PyCharm
The Python IDE
for data science
and web development

Make development more productive and enjoyable

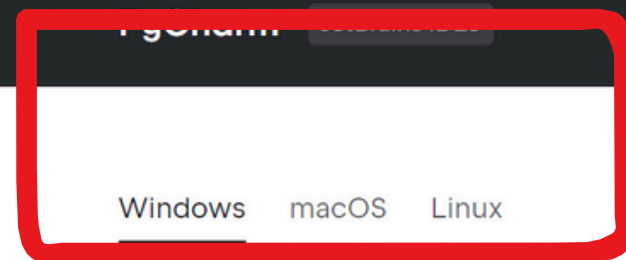
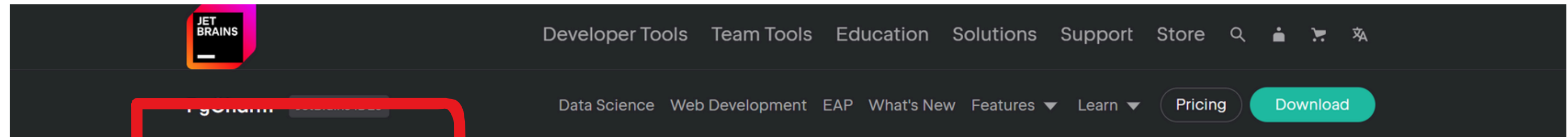
Download Full-fledged Professional or Free Community

Focus on code and data.

PC

يدعم التطبيق
ثلاثة انظمه وهي

- windows
- macOS
- Linuk



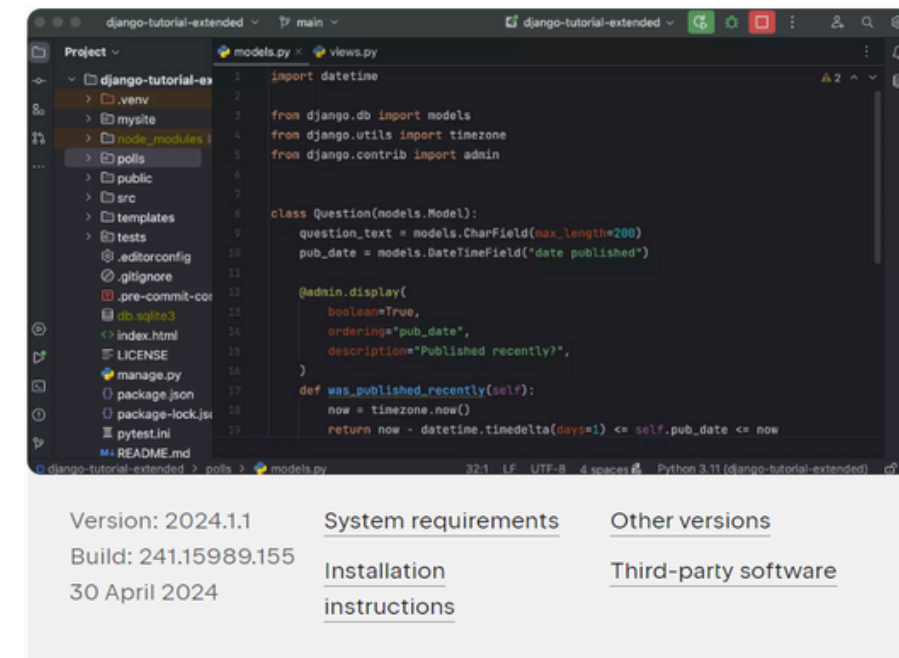
PyCharm Professional

The Python IDE for data science and web development


Download






.exe

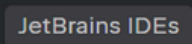



Free 30-day trial



We value the vibrant Python community, and that's why we proudly offer the PyCharm Community Edition for free, as our open-source contribution to support the Python ecosystem.



 Developer Tools Team Tools Education Solutions Support Store    

PyCharm  Data Science Web Development EAP What's New Features  Learn  Pricing 

Windows macOS Linux

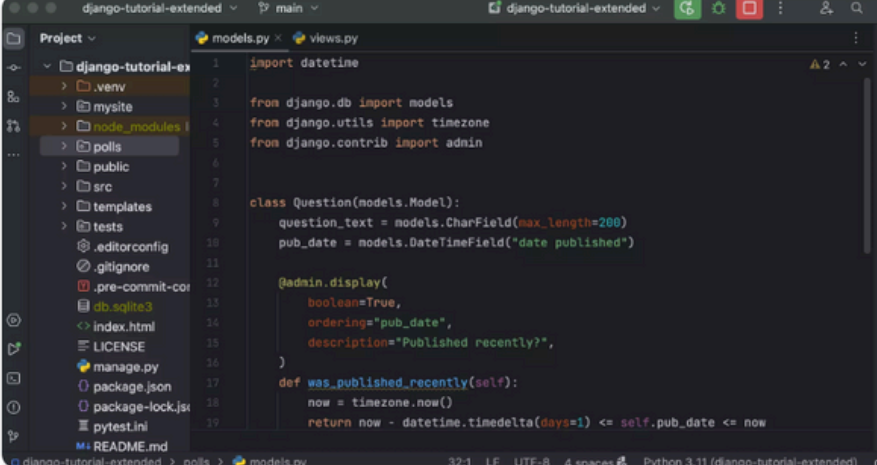
PyCharm Professional

The Python IDE for data science and web development

Download

.exe 

Free 30-day trial




```
Project -> django-tutorial-ex
├── .venv
├── mysite
├── node_modules
├── polls
├── public
├── src
├── templates
├── tests
├── .editorconfig
├── .gitignore
├── .pre-commit-config.yaml
├── db.sqlite3
├── index.html
├── LICENSE
├── manage.py
├── package.json
├── package-lock.json
├── pytest.ini
└── README.md
```

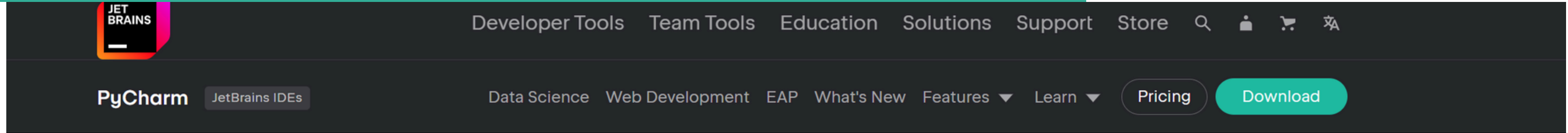
```
models.py
1 import datetime
2
3 from django.db import models
4 from django.utils import timezone
5 from django.contrib import admin
6
7 class Question(models.Model):
8     question_text = models.CharField(max_length=200)
9     pub_date = models.DateTimeField("date published")
10
11     @admin.display(
12         boolean=True,
13         ordering="pub_date",
14         description="Published recently?",
15     )
16     def was_published_recently(self):
17         now = timezone.now()
18         return now - datetime.timedelta(days=1) <= self.pub_date <= now
```

Version: 2024.1.1 System requirements Other versions
Build: 241.15989.155 Installation Third-party software
30 April 2024 instructions

وللتطبيق نسخات مجانيه ومدفوعه ويتوفر فالنسخة المدفوعه
العديد من المزايا الرائعه ولتنزيل النسخه المدفوعه اتبع الاتي



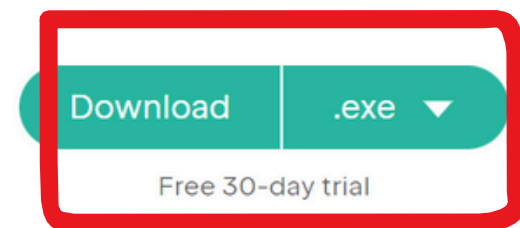
النسخه المدفوعه pycharm professional



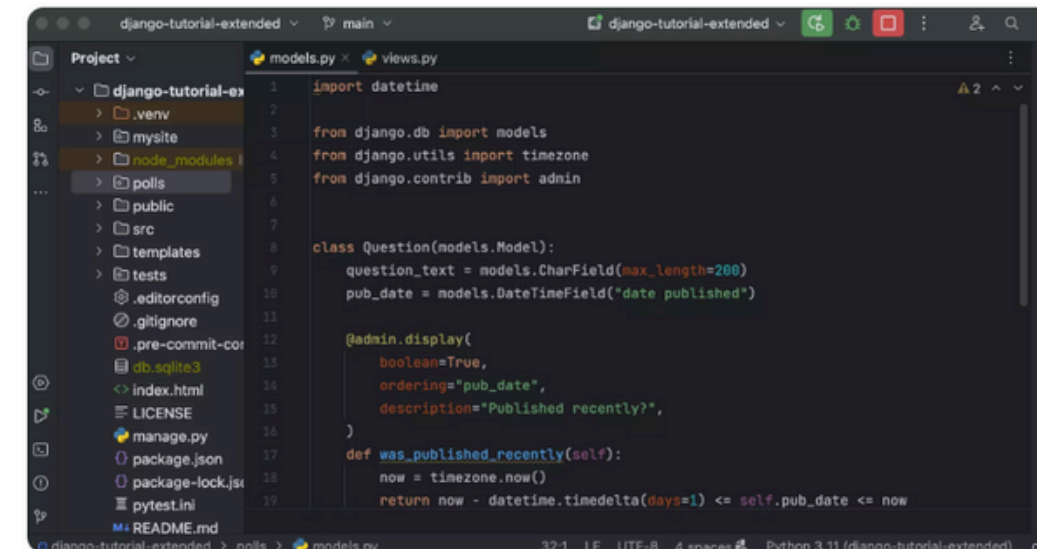
Windows macOS Linux

PyCharm Professional

The Python IDE for data science and web development




نقر على زر Download



Version: 2024.1.1 [System requirements](#) [Other versions](#)
Build: 241.15989.155 [Installation instructions](#) [Third-party software](#)
30 April 2024

تنزيل النسخه المجانيه Pycharm community Edition



PyCharm JetBrains IDEs

Data Science Web Development EAP What's New Features Learn

Pricing

Download

Download

.exe

Free 30-day trial

Version: 2024.1.1

Build: 241.15989.155

30 April 2024

[System requirements](#)

[Installation](#)

[instructions](#)

[Other versions](#)

[Third-party software](#)

We value the vibrant Python community, and that's why we proudly offer the PyCharm Community Edition for free, as our open-source contribution to support the Python ecosystem.

PyCharm Community Edition

The IDE for Pure Python Development

Download

.exe


Free, built on open source

بعد ذلك قم بالنقر على زر

Download


لتنزيل النسخه المجانيه
انزل الشاشة إلى اسفل قليلا
وستظهر لك

سوف تظهر لك انه تم التنزيل من قائمة
التنزيلات أعلى الصفحة



سجلّ عمليات التنزيل الأخيرة

pycharm-community-2024.1.1.exe



↓ 60.8/457 ميغابايت • يتبقى دقيقتان (2)

انتظر حتى يكتمل التنزيل بعد ذلك
ابداء تجربتك المشوقة مع تطبيق

pycharm